





# How to Handle a Rabbit



Rabbits of different ages and temperaments are handled in different ways. A small rabbit is held by the loin, where as an older rabbit is held by grasping a fold of skin over the shoulder and placing your other hand under the rump. When you carry a rabbit, it is best to support him with one arm and tuck him close to your body. Keep your rabbit's nails clipped so as to reduce your chances of getting scratched. Be gentle when picking up your rabbit and take your time to make sure you have a secure grip.

Diagram	Technique
 <p style="text-align: center;">"On the arm"</p>	<p>Here the lower part of the body is supported by your elbow, while your hand supports the front limbs of the rabbit. The second hand is placed over the shoulders or holding the loose skin in the neck, in order to have a good grip on the rabbit.</p>
 <p style="text-align: center;">"Head into the crook of the elbow"</p>	<p><b>Shy rabbits</b> prefer to be carried, without seeing their environment. Their head can be buried into the crook of the elbow, while the weight and the lower part of the body is supported by the arm and the hand. If the rabbit tends to fight, the hand can be placed between the hind legs, to support the rump. The second hand is placed over the shoulders or gripping the skin on in the neck.</p>
	<p>A <b>nervous or aggressive rabbit</b> can be lifted and carried by holding it firmly by the scruff while supporting the lower back and hip. One hand will support the rump of the rabbit, with fingers surrounding the buttock and a thumb placed in the inner side of the hind limb. If this method is chosen it should be done only for short distances. The rabbit's hind legs should point away from the body of the person carrying the rabbit or else the rabbit may start to struggle.</p>
	<p>If the <b>abdomen must be examined</b>, the rabbit is held firmly against the chest, while supporting the lower part of the body.</p>

Information Source: <http://www.medirabbit.com/EN/Surgery/Restraint/Handling.htm>



To view a video of proper handling techniques, visit:  
[http://www.youtube.com/watch?v=SQDiKmb-LSE&feature=player\\_embedded](http://www.youtube.com/watch?v=SQDiKmb-LSE&feature=player_embedded)